


凌科自动化

# User Manual



**JP**

ETHERNET/IP  
Remote IO Mod  
IO





(Ethernet/IP) ODVA

IP20

V1.0	2023.02.10	

IEC11631-22007 Programmable controllers -Part 2:Equipment requirements and tests

IEC/TR 61158 -

IEC61784-1 -





JP-EP

DI 2

1		16
2		2 bytes
3	Ton	Type. 18uS / Max. 35uS
4	Toff	Type. 135uS / Max. 250uS
5		
6		
7		24 V DC (-15 %/+ 20 %), (IEC 61131-2, type 2)
8	"0"	-3...+ 5 V (IEC 61131-2, type 2)
9	"1"	15...30 V (IEC 61131-2, type 2)
10		Typ. 10mA/Ch (IEC 61131-2, type 2)
11		/ 500V DC

MOSFET DQ 3

1		16
2		2 bytes
3	Ton	Type. 12uS / Max. 25uS
4	Toff	Type. 10mS / Max. 20mS ( )
5		
6		
7		
8		24 V DC (-15 %/+ 20 %), (IEC 61131-2, type 2)
9		Max. 0.5 A /Ch,
10		8A

ETHERNET/IP

4

1		ETHERNET/IP
2		10/100 Mbaud
3		RJ45 IEEE 802.xx
4		MAC
5		CAT5e
6	ETHERNET/IP	(MRP)
7		1500V DC IEC61000-4-2

3

MOSFET

3

24V DC (-15 %/+ 20 %) 0.5A

I/O 500V DC

24V DC (-15 %/+ 20 %) 16\*10mA I/O

500VDC

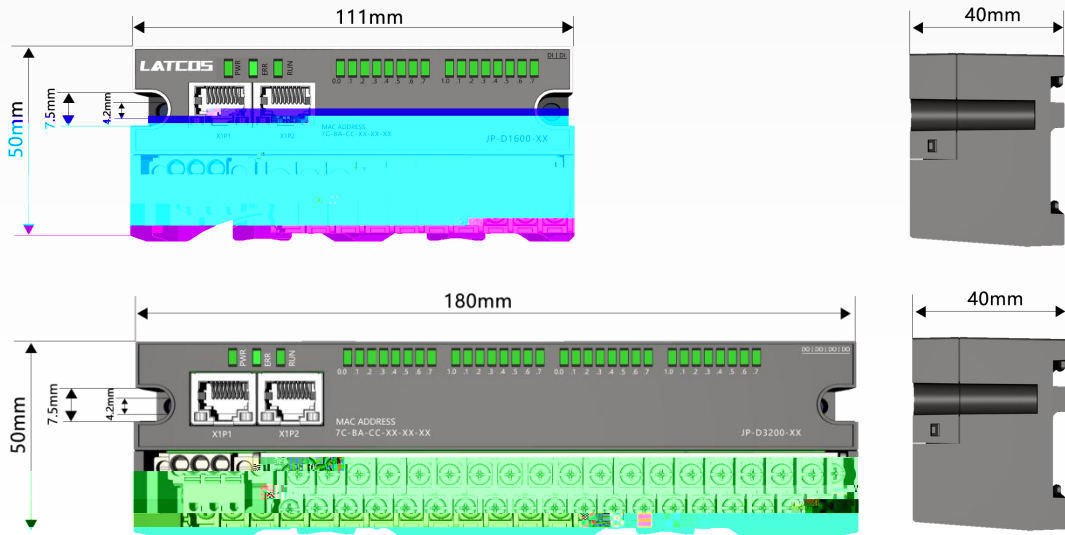
MOSFET 24V DC (-15 %/+ 20 %) 16\*0.5A

I/O 500VDC





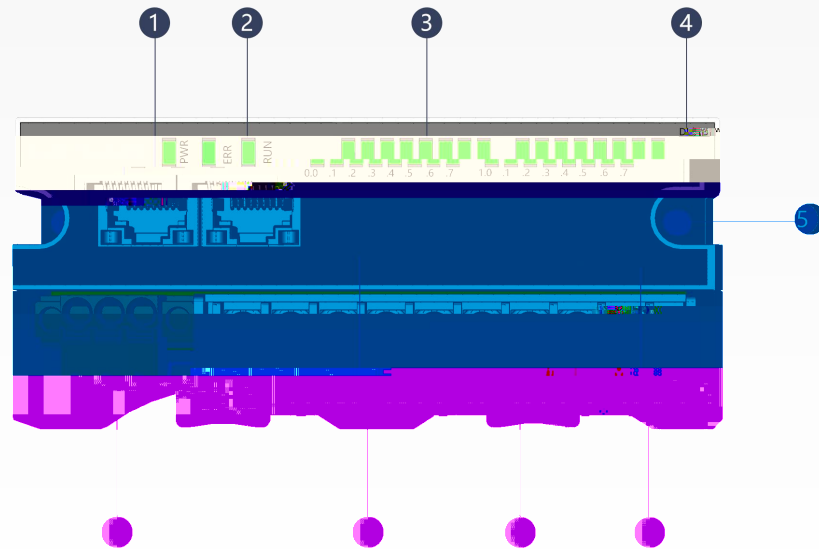
JP I/O 16 111 \* 50 \* 40 W/H/D  
 mm 32 180 \* 50 \* 40 W/H/D mm h=5.5mm  
 IP20



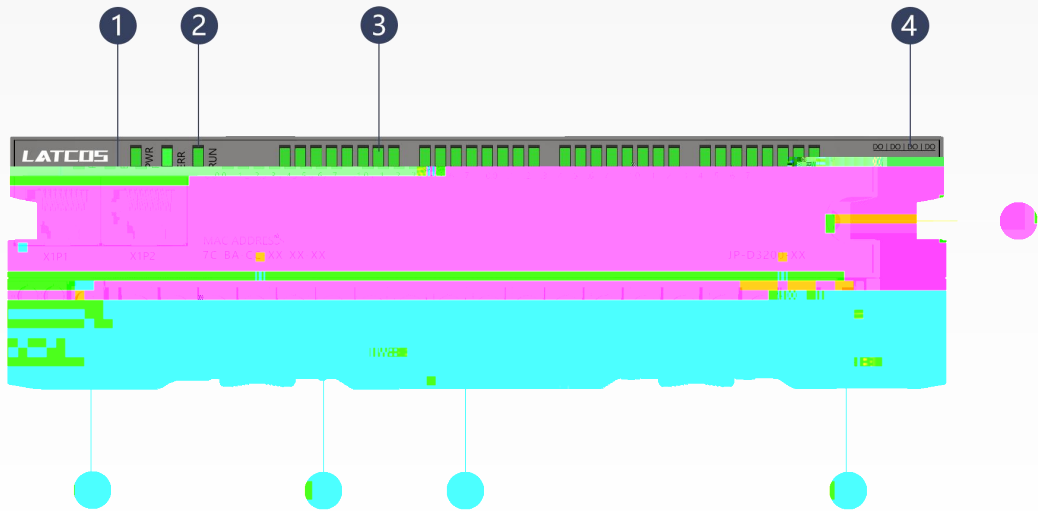
25 mm  
 75 mm  
 DIN  
 TS35/7.5







	RJ45 *2	PLC PC
		IO
		8
		-
		-
	IO	IO
	MAC	MAC



	RJ45 *2	PLC PC
		IO
		8
		-
		-
	IO	IO
	MAC	MAC




"1" / / LED / "0"

RJ45 RJ45 Hub

7 RJ45

○		RJ45
●		RJ45
	○	RJ45
	●	RJ45

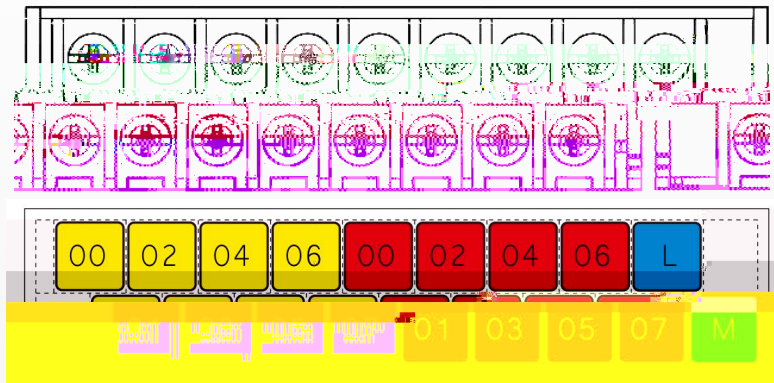
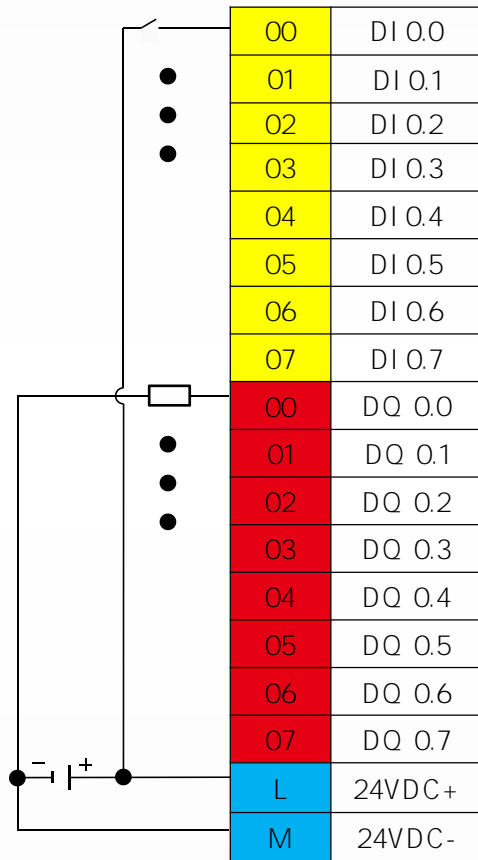
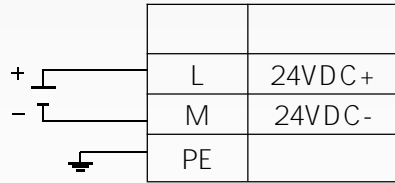


	24V
	0V

I/O 24V DC (-15 %/+ 20 %) 0.5A  
500V DC

## JP-D0808P-EP

8 PNP  
8 PNP

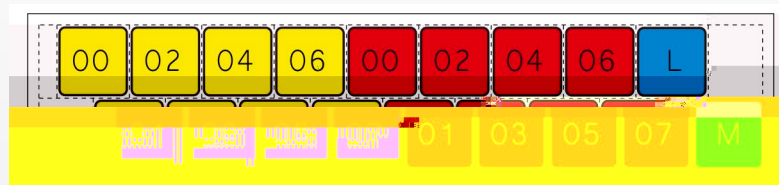
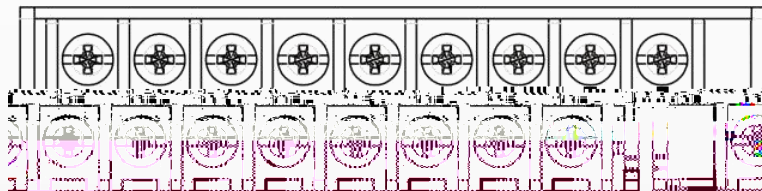
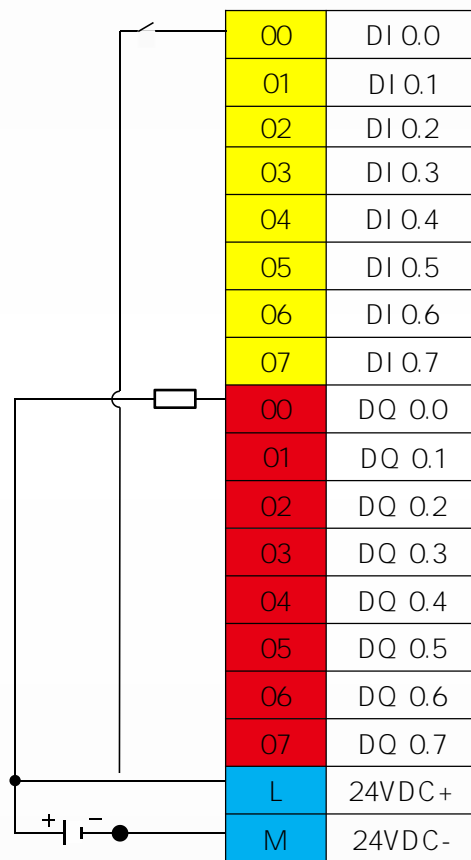
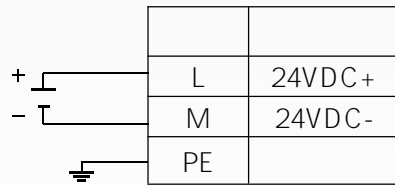




## JP-D0808N-EP

8 NPN

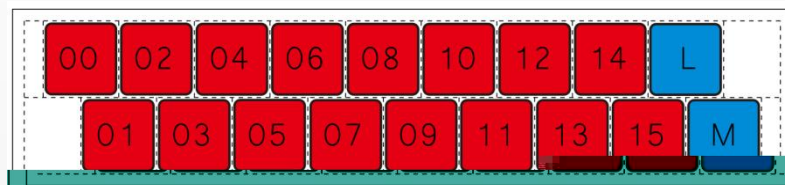
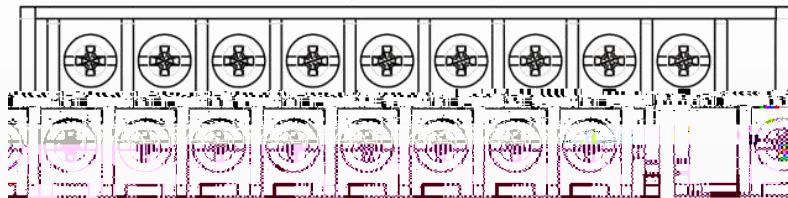
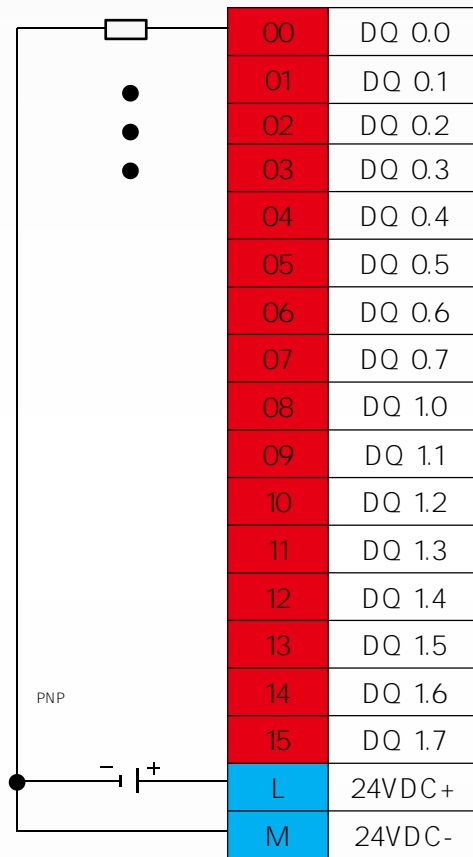
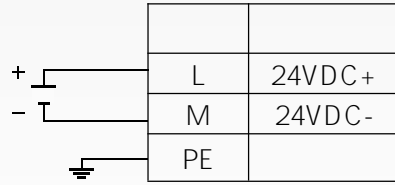
8 NPN





# JP-D0016P-EP

16 PNP

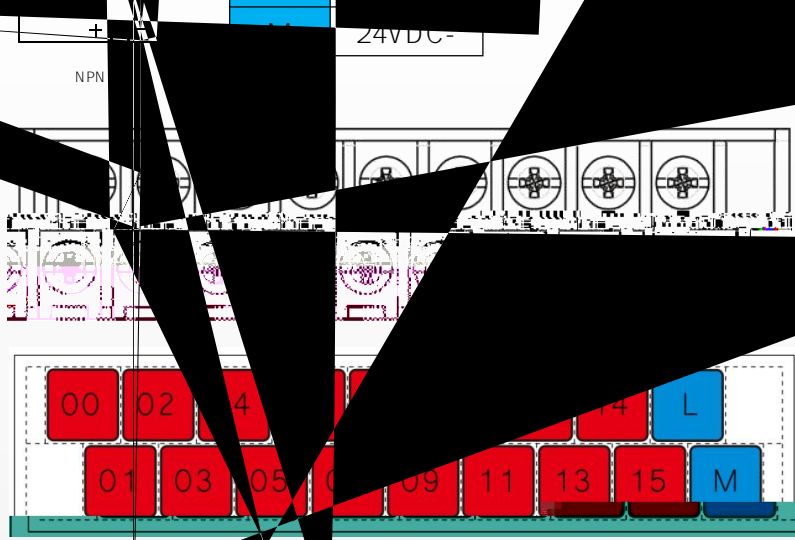


JP-DO

16

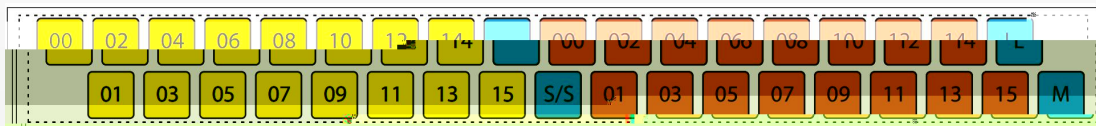
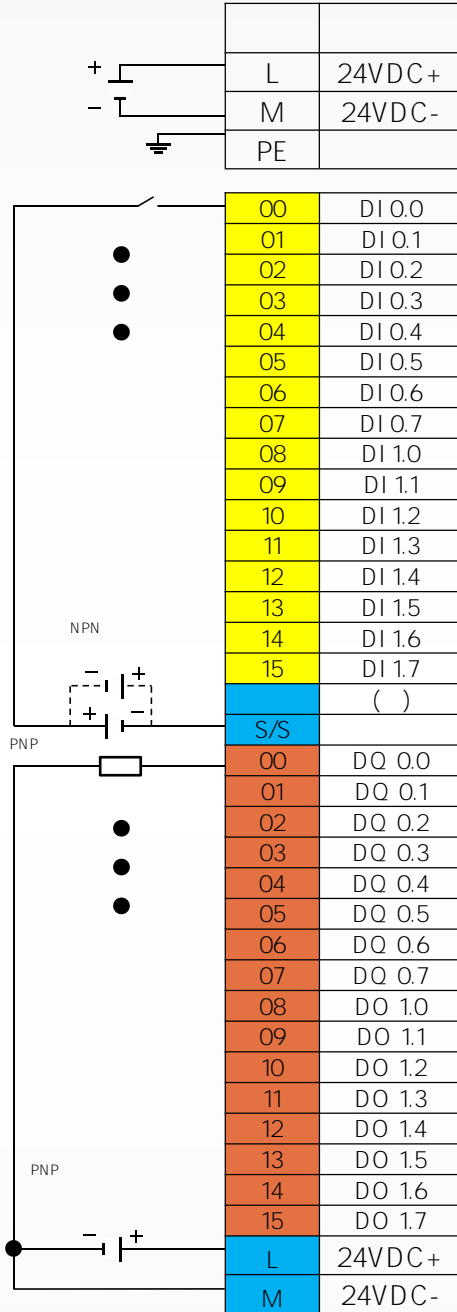
L
M
PE

00
01
02
03
04
05
06
07
08
09
10
11
12
13
14
15
L



# JP-D1616P-EP

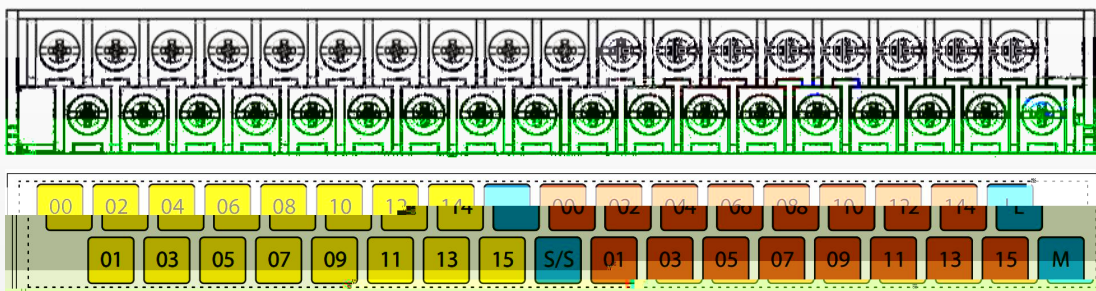
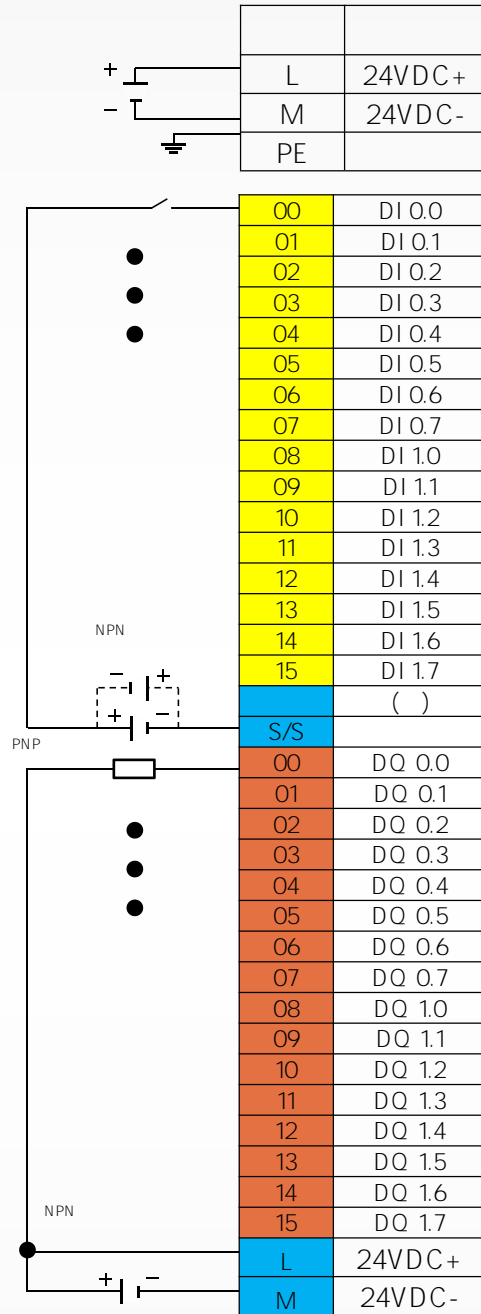
16 PNP/NPN  
16 PNP



# JP-D1616N-EP

16 PNP/NPN

16 NPN

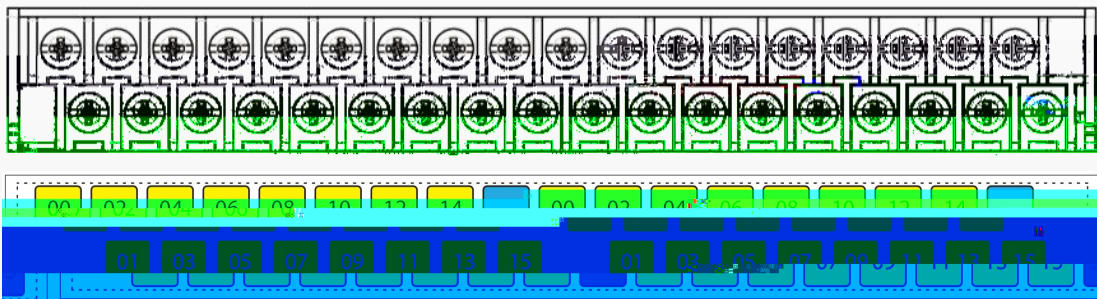
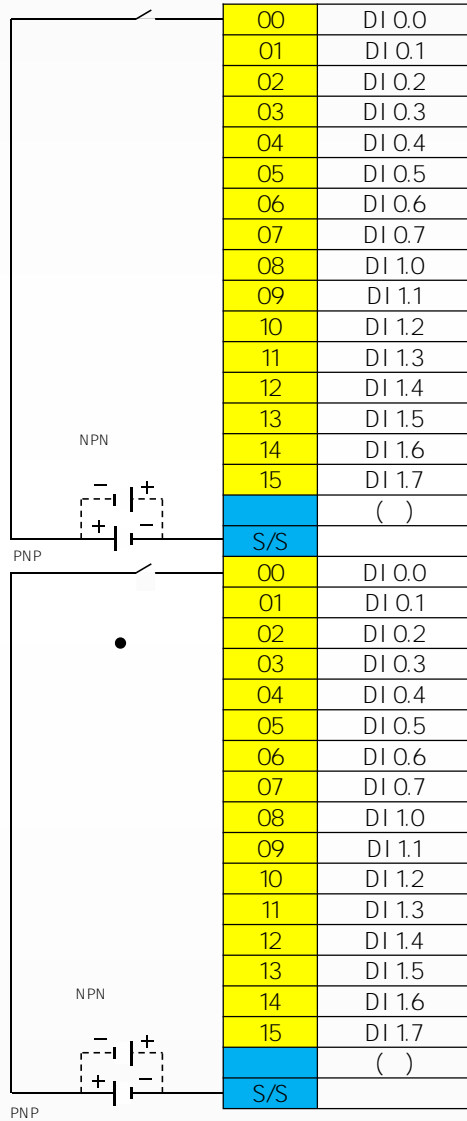


# JP-D3200-EP

32

PNP/NPN

L	24VDC+
M	24VDC-
PE	




# JP-D0032P-EP

32 PNP

L	24VDC+
M	24VDC-
PE	

00	DQ 0.0
01	DQ 0.1
02	DQ 0.2
03	DQ 0.3
04	DQ 0.4
05	DQ 0.5
06	DQ 0.6
07	DQ 0.7
08	DQ 1.0
09	DQ 1.1
10	DQ 1.2
11	DQ 1.3
12	DQ 1.4
13	DQ 1.5
14	DQ 1.6
15	DQ 1.7
L	24VDC+
M	24VDC-
00	DQ 0.0
01	DQ 0.1
02	DQ 0.2
03	DQ 0.3
04	DQ 0.4
05	DQ 0.5
06	DQ 0.6
07	DQ 0.7
08	DQ 1.0
09	DQ 1.1
10	DQ 1.2
11	DQ 1.3
12	DQ 1.4
13	DQ 1.5
14	DQ 1.6
15	DQ 1.7
L	24VDC+
M	24VDC-





# JP-D0032N-EP

32 NPN

L	24VDC+
M	24VDC-
PE	

00	DQ 0.0
01	DQ 0.1
02	DQ 0.2
03	DQ 0.3
04	DQ 0.4
05	DQ 0.5
06	DQ 0.6
07	DQ 0.7
08	DQ 1.0
09	DQ 1.1
10	DQ 1.2
11	DQ 1.3
12	DQ 1.4
13	DQ 1.5
14	DQ 1.6
15	DQ 1.7
L	24VDC+
M	24VDC-
00	DQ 0.0
01	DQ 0.1
02	DQ 0.2
03	DQ 0.3
04	DQ 0.4
05	DQ 0.5
06	DQ 0.6
07	DQ 0.7
08	DQ 1.0
09	DQ 1.1
10	DQ 1.2
11	DQ 1.3
12	DQ 1.4
13	DQ 1.5
14	DQ 1.6
15	DQ 1.7
L	24VDC+
M	24VDC-

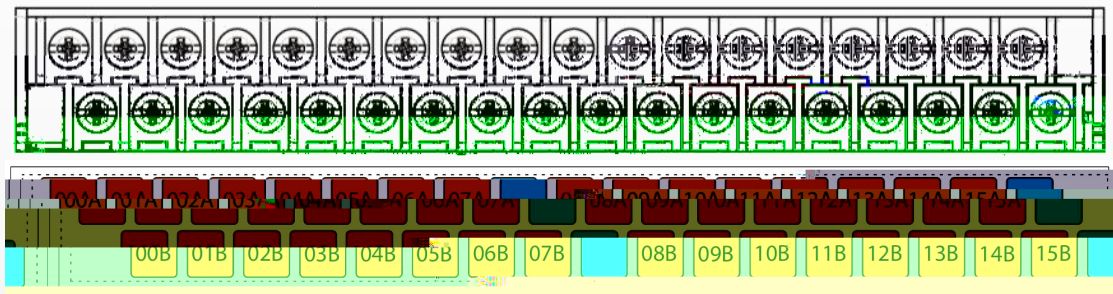
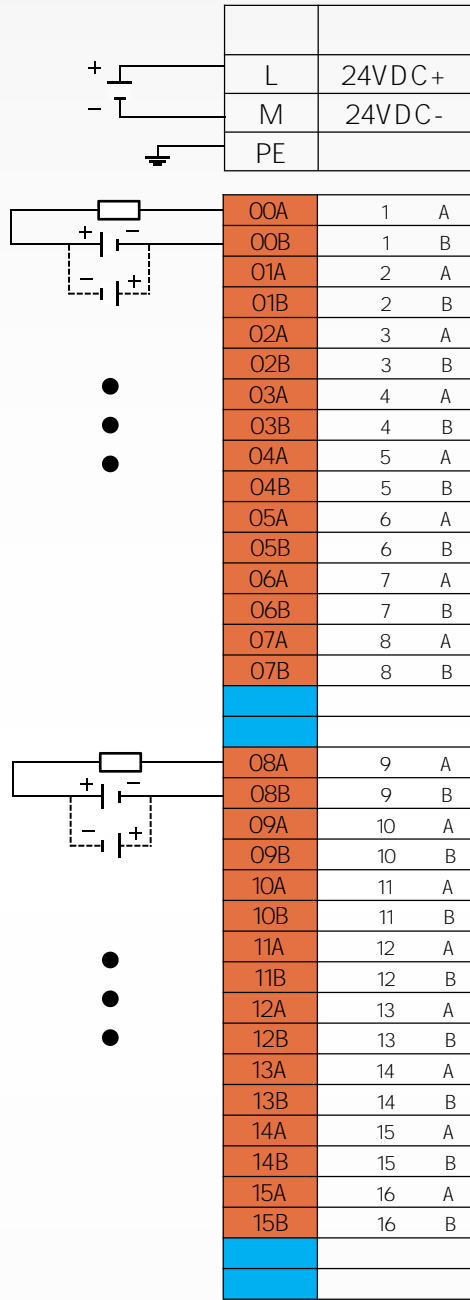


# 13

# JP-DOO16R-EP

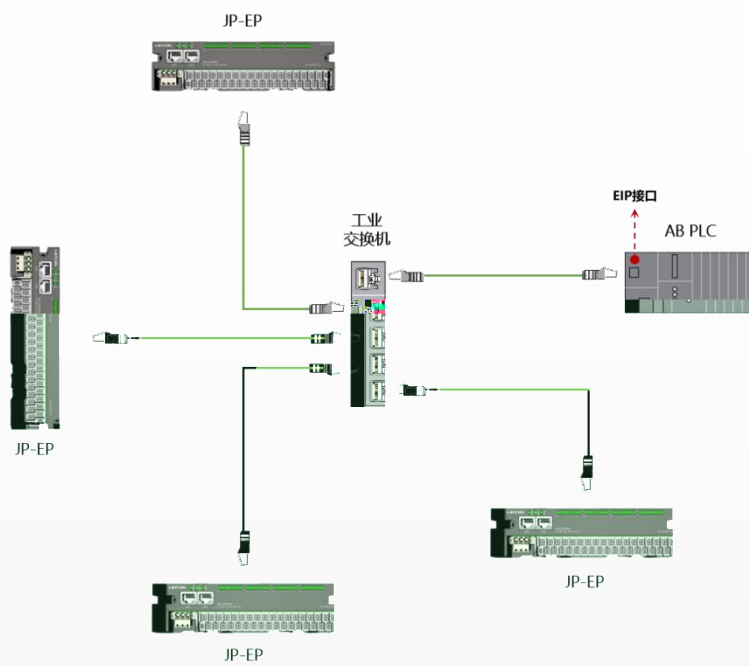
16

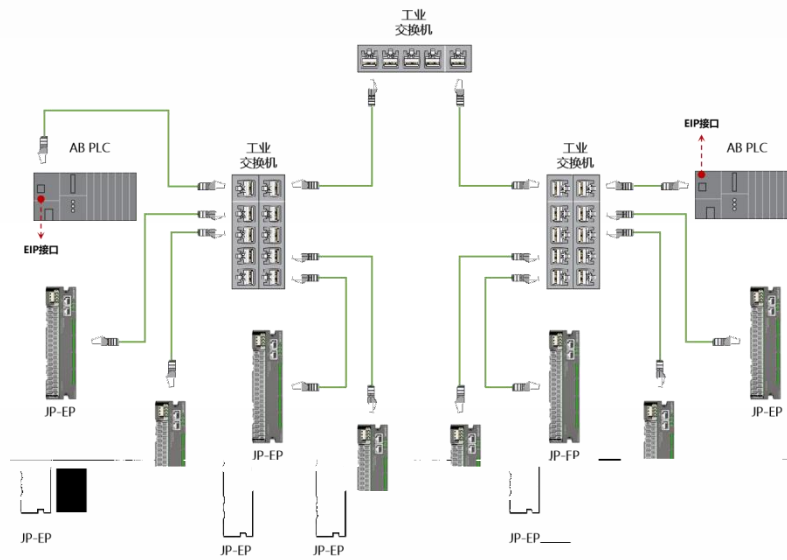
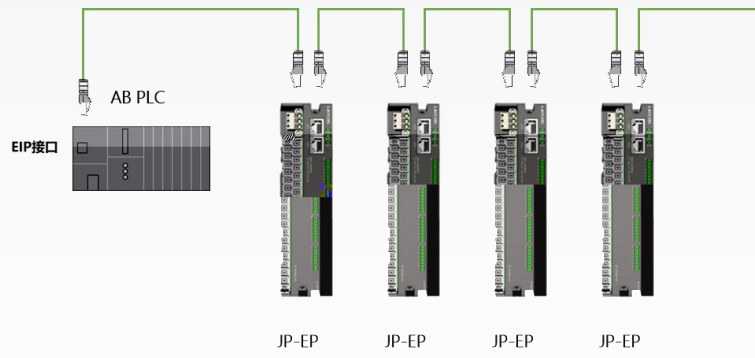
PNP/NPN











JP-EP DI/DQ/AI/AQ

16	2	In
6	12	In
16	2	Out

LAEconfig

LAEconfig

BIT No	BIT 7	BIT 6	BIT 5	BIT 4	BIT 3	BIT 2	BIT 1	BIT 0
BYTE 0	Filter							
	Filter	ms		0-255				
				5				
BIT No	BIT 7	BIT 6	BIT 5	BIT 4	BIT 3	BIT 2	BIT 1	BIT 0
BYTE 0	DO Error_Mode	DO Error_Mode	DO Error_Mode	DO Error_Mode	DO Error_Mode	DO Error_Mode	DO Error_Mode	DO Error_Mode
DO Error_Mode bits0-7	For 7	For 6	For 5	For 4	For 3	For 2	For 1	For 0
BYTE 1	DO Error Value For	DO Error Value For	DO Error Value For	DO Error Value For	DO Error Value For	DO Error Value For	DO Error Value For	DO Error Value For
DO Error_Value bits0-7	7	6	5	4	3	2	1	0
	DO Error_Mode bits	-		0-255	DQ0x	Bit0	DQ-00	bit
				0	"Error Value[7..0]"	bit	"Error Mode"	bit "1"
	DO Error_Value bits	-		0-255	"Error Mode[7..0]"		bit	
				0	DQ			

BIT No	BIT 7	BIT 6	BIT 5	BIT 4	BIT 3	BIT 2	BIT 1	BIT 0
BYTE 0	Filter							
	Filter	ms		0-255				
				5				

BIT No	BIT 7	BIT 6	BIT 5	BIT 4	BIT 3	BIT 2	BIT 1	BIT 0
BYTE 0	DO Error_Mode	DO Error_Mode	DO Error_Mode	DO Error_Mode	DO Error_Mode	DO Error_Mode	DO Error_Mode	DO Error_Mode
DO Error_Mode bits 0-7	For 7	For 6	For 5	For 4	For 3	For 2	For 1	For 0
BYTE 1	DO Error Value For	DO Error Value For	DO Error Value For	DO Error Value For	DO Error Value For	DO Error Value For	DO Error Value For	DO Error Value For
DO Error_Value bits 0-7	7	6	5	4	3	2	1	0
	DO Error_Mode bits	-		0-255	DQ0.x bit			
				0	DQ0.x Bit0 DQ-0.0 "Error Mode" bit "1" "Error Value[7..0]" bit DQ0.x			
	DO Error_Value bits	-		0-255	"Error Mode[7..0]" bit			
				0	DQ			

BIT No	BIT 7	BIT 6	BIT 5	BIT 4	BIT 3	BIT 2	BIT 1	BIT 0
BYTE 0	Filter							
	Filter	ms		0-255				
				5				





BIT No	BIT 7	BIT 6	BIT 5	BIT 4	BIT 3	BIT 2	BIT 1	BIT 0
BYTE 0					Filter			

	Filter	ms						
				0-255				
				5				

BIT No	BIT 7	BIT 6	BIT 5	BIT 4	BIT 3	BIT 2	BIT 1	BIT 0
BYTE 0	DO Erê							

